

## 安装注意事项

### 1. 交货注意事项:

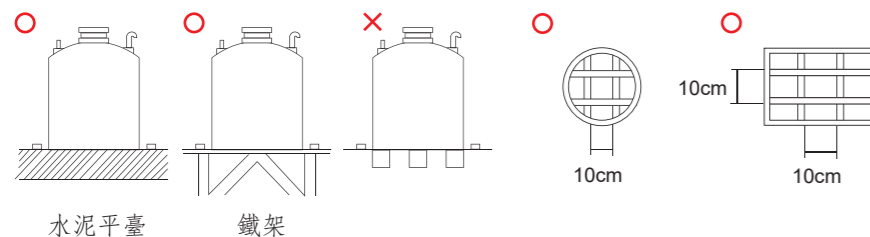
- 交货条件为运送地车上交货为主。
- 现场请预先安排吊车或其它机械设备进行桶槽卸吊。

### 2. 到货时注意事项:

- 桶槽到货时请检查附属零件。

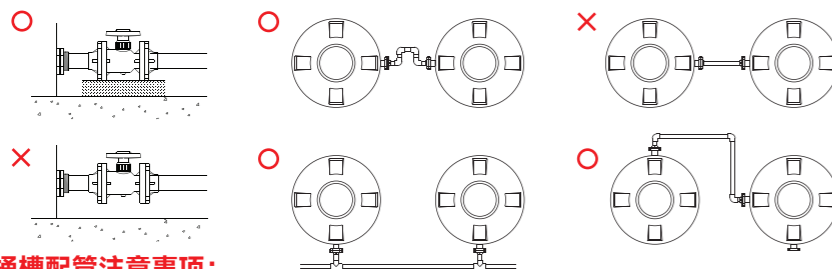
### 3. 定位时注意事项:

- 搬运或滚动本产品时, 切记不可伤及接头、法兰或触及突出物!
- 桶槽的平台基础请采全面支撑, 禁止悬空设置。
- 请事先清除桶槽置放平台表面之石头或尖锐物品。
- 运输过程易因震动造成螺帽松脱现象, 请于组装配管前务必在确认。



### 4. 安装注意事项:

- PE、PVC螺帽安装时, 请勿旋转过紧, 以免造成崩牙情况。
- 桶体法兰安装, 请参照下图所示正确角度安装。
- 法兰接续面间垫片请确实贴合。单面倾斜贴附易造成渗漏现象。



### 5. 桶槽配管注意事项:

- 法兰连接时, 请以孔径中心为基准装配。
- 桶身外缘连接须以正确的角度转入并紧密与配件连接, 法兰及接头接续螺丝迫紧时, 请平均配力于各螺丝上渐进式锁紧。
- 连接端下方请加支撑架, 严禁悬空。

### 6. 使用上注意事项:

- 桶槽内贮液建议避免长时间高于60°C。桶槽请勿施加内压和外压。
- 桶槽内填充溶液时, 请确认通气孔顺畅。



## Installation Notes

### 1. Delivery precautions:

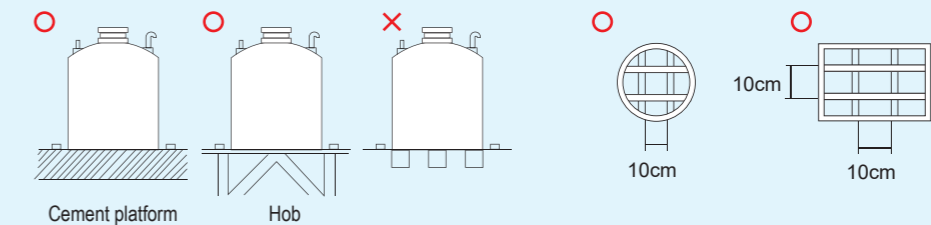
- The delivery condition is mainly the FOT at the delivery place.
- Please arrange cranes or other mechanical equipment for unloading the tank in the site in advance.

### 2. Arrival precautions:

- Please check auxiliary parts when the tank arrives at the site.

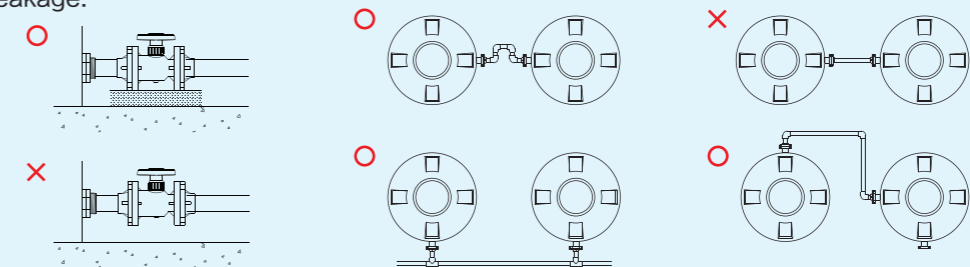
### 3. Positioning precautions:

- When the product is handled or rolled, do not damage the connector, flange or protruding object!
- Please completely support the platform foundation of tank. It is forbidden to hang the tank.
- Please remove stones or sharp objects on the platform on which the tank is to be placed in advance.
- As nuts are susceptible to get loose during the transportation, please confirm this before assembling tubing.



### 4. Installation precautions:

- In the installation of PE and PVC nuts, overtightening is forbidden to avoid thread damage.
- Please install flanges on the tank body according the correct angles indicated in the following diagram.
- The gasket should closely cling to contact surfaces of flanges. The slant clinging of one side is likely to cause the leakage.



### 5. Tank tubing precautions:

- Flanges should be connected by referring to the center of hole diameter.
- The external edge of tank body should be rotated into and closely connected with fittings in correct angles.
- When the connecting screws of flange and connect are tight, please gradually lock each screw with an even force.
- Support frame should be installed under the connecting end and hanging is forbidden.

### 6. Use precautions:

- It is suggested not to keep solution in the tank over 60°C for a long time. Do not apply internal and external pressures to the tank.
- When the tank is full of solution, please confirm ventilating holes are clear.